

Allsteel®




Recharge™

Work Beyond the Desk

Comfortable, soft seating forms the core of the Recharge collection to create supportive, alternative workspaces. Conceived as a set of uniquely adaptable components, Recharge can be easily arranged into a diverse array of solo, team, and community applications, complemented by thoughtfully designed details to promote worker choice, autonomy, and collaboration.





1 Sectional sofas easily scale up or down in length.

2 Four-person clusters provide solo seating options for common spaces.

3 Opposite-facing lounges are space-efficient solutions for individual or group use.

4 Sectional return sofas turn 90-degree corners.

5 Solo privacy seats offer space to focus away from the desk.

6 Privacy banquettes form concealed space for a small group.

7 Space-dividing banquettes define zones with runs of seating.

8 Crescent lounges create alternative meetings spaces.

9 Private booths are familiar, café-like work settings.

10 Serpentine lounges facilitate spontaneous work beyond the desk.


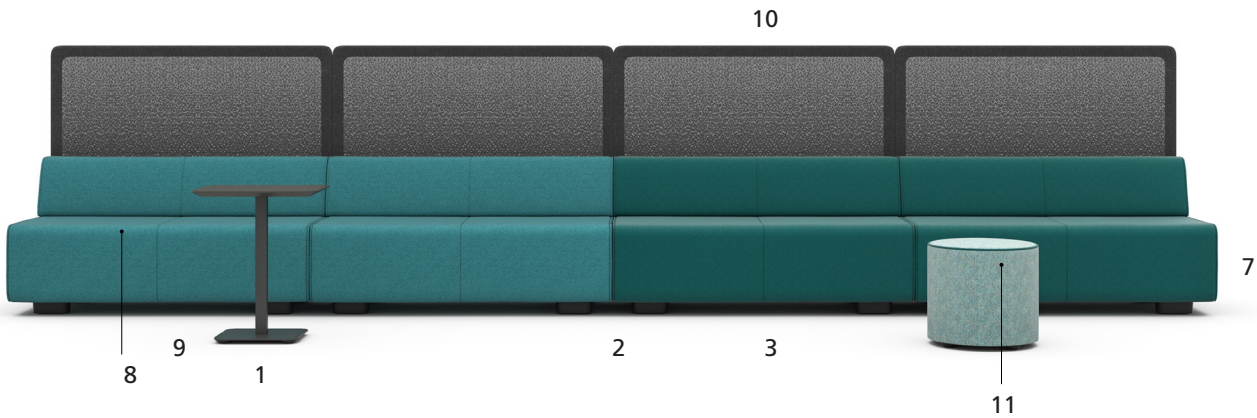
11 Branching lounges scale up for common-use seating in large spaces.

12 Island creates a back-to-back retreat with open end-caps, allowing for an accessible common area.



Recharge can gracefully transition from a team space to unscheduled individual use while simultaneously supporting cross-functional gatherings throughout the day. With 60-degree and 90-degree connectors, Recharge has the versatility to create seating solutions across the floorplate.





BUILDING BLOCKS

- 1 **Mobility-enhancing glides** allow easy repositioning without floor damage or physical strain.
- 2 **Connector clips and modular power** keep long runs of units tethered together and furniture looking uniform and tidy
- 3 **Open bases** create space between the lounge and floor for easy placement and installation of electrical wiring for powered units.
- 4 **Fixed module size**, including screens and bolsters, ensures planning ease and prevents planning creep with no gaps or inch unaccounted for.

APPLICATION BREADTH

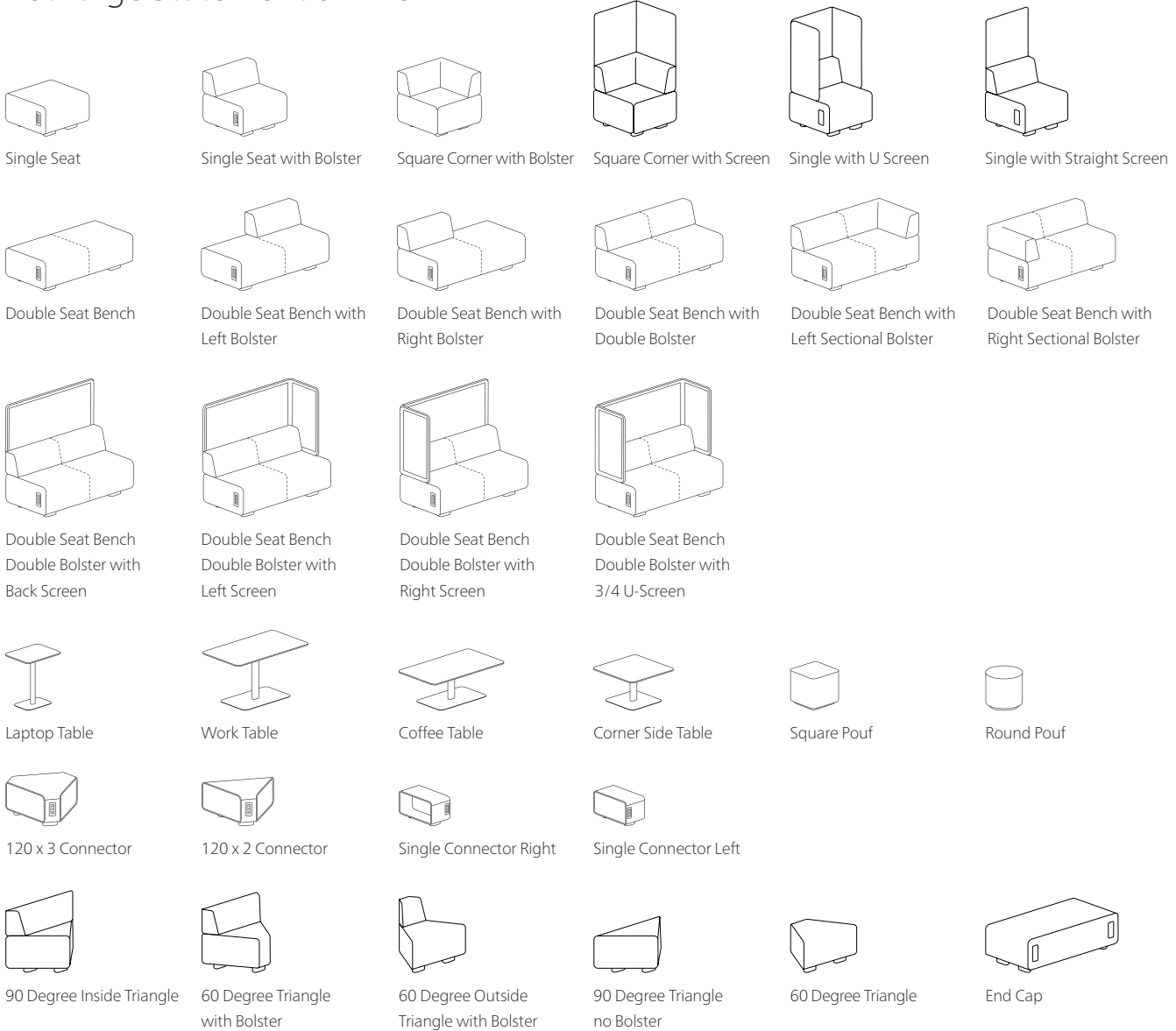
- 5 **5 Integrated power** in seats and connector tables keeps devices charging and workers working.
- 6 **Work tables** sit at the perfect height for use with soft seating, and beveled table edges soften both the visual appearance and the physical touch.
- 7 **Reconfigurability** allows one application to transform into another as organization needs change.

THOUGHTFUL DETAILS

- 8 **Soft lounge cushioning** invites comfortable work away from the desk.
- 9 **Weighted table bases** ensure work with technology can be done confidently in tandem with the comfort of food or a beverage.
- 10 **Open-knit screen** signals occupancy and defends privacy with a soft, semitransparent fabric structure. powered units.
- 11 **Upholstery options**, like two-tone fabric and contrasting welt-cord trim, cater to creative, custom tailoring.




Recharge Statement of Line



A wide selection of seating upholsteries is available online at allsteeloffice.com.

Cover Benches: Camira Blazer Bromsgrove and Silverdale Upholstery **Connector Tables:** Flint Laminate **Poufs:** Camira Blazer Abertay and Camira Main Line Flax Bayswater Upholstery (Welt Cords in Camira Blazer Montcrest Upholstery) **Laptop Tables:** Flint Laminate Top, Carbon Base **p. 2 Bench:** Camira Main Line Flax Bayswater Upholstery **Connector Table:** Flint Laminate **Laptop Table:** Designer White Laminate Top, Carbon Base **p. 3 Benches and Poufs:** Camira Synergy Kindness Upholstery **Screens:** Dark Grey Knit **Connector Tables:** Flint Laminate **Laptop, Work, Coffee, and Side Tables:** Designer White Laminate Top, Carbon Base **p. 4-5 Benches:** Brisa Fresco Oatstraw upholstery, Bolster: Arris Tapestry (Welt cord in Brisa Fresco Oatstraw upholstery) **60 Degree Triangle with bolster:** Brisa Fresco Oatstraw upholstery, Bolster: Arris Tapestry **60 Degree Triangle no bolster:** Brisa Fresco Oatstraw upholstery **Pouf:** Purl Graze Upholstery (Welt cord in Brisa Fresco Oatstraw upholstery) **Laptop Table:** Designer White Laminate Top, Carbon Base **p. 6 Benches:** Camira Synergy Kindness and League Upholstery **Screens:** Dark Grey Knit **Pouf:** Camira Main Line Flax Bayswater Upholstery (Welt Cord in Camira Synergy League Upholstery) **Laptop and Work Tables:** Flint Laminate Top, Carbon Base **p. 7 Bench:** Camira Blazer Silverdale Upholstery **Screen:** Dark Grey Knit **Pouf:** Camira Main Line Flax Bayswater Upholstery (Welt Cord in Camira Blazer Montcrest Upholstery) **Laptop Table:** Flint Laminate Top, Carbon Base



Go to allsteeloffice.com/configurator to customize this product for your space.

Although the colors reproduced in this brochure were matched with care, they may vary from the actual finish. When color is critical, please obtain a physical sample.

Allsteel®

Allsteel Inc.
Muscatine, Iowa 52761
allsteeloffice.com

Form # A8572.B1 (10/21)

©2021 Allsteel Inc.
Allsteel is registered trademark and Park and Recharge are trademarks. Indoor Advantage is a trademark of SCS Global Services. level is a registered trademark of BIFMA International.

